

# ASSEMBLY INSTRUCTION

Coffee Table, Grey, Concrete

□□0□□□66



## Component List




x12pcs



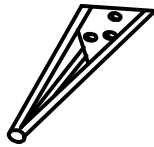
x12pcs



x1pc



x1pc



x4pcs



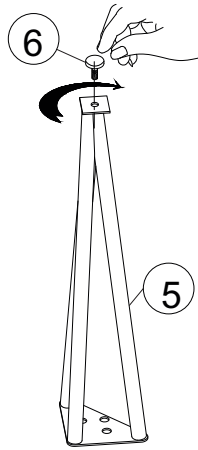
x4pcs



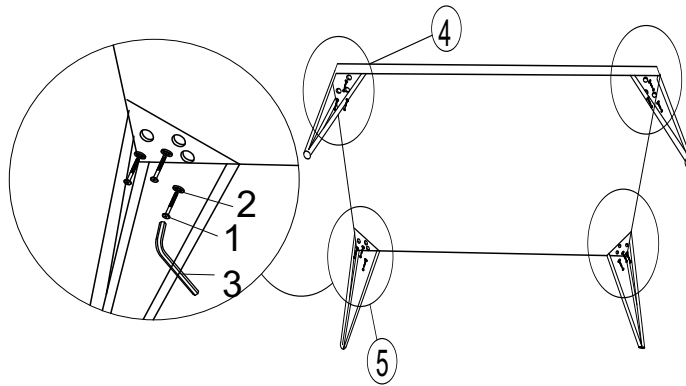
x1pc

# INSTRUCTION


## Step 1



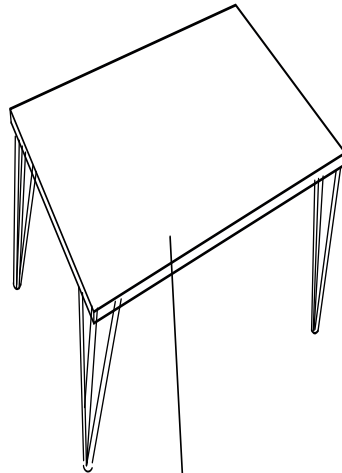
## Step 2



## Step 3



Finished



30kg/66.1 lbs

# Concrete material and care

- The table is treated with a lacquer protection when leaving the factory. But it is important to keep treating the concrete to avoid damage.
- At least twice per year, treat the cement with market approved products - sealer or wax.
- Concrete is organic and cannot take any kind of acid. So be careful with e.g. red wine, juice, lemon, grease substances and certain detergents.
- If placing hot items on the concrete, it may break down the surface treatment, leaving marks.
- The cement will change colour in time, like all natural materials - influenced by the sun, rain and common use.